

Measure 1 (Initial): Completer effectiveness

(a) completer impact in contributing to P-12 student-learning growth

Massachusetts Department of Education report student impact data based on the state's standardized test results for ELA and mathematics for grades 4 through 8, and grade 10.

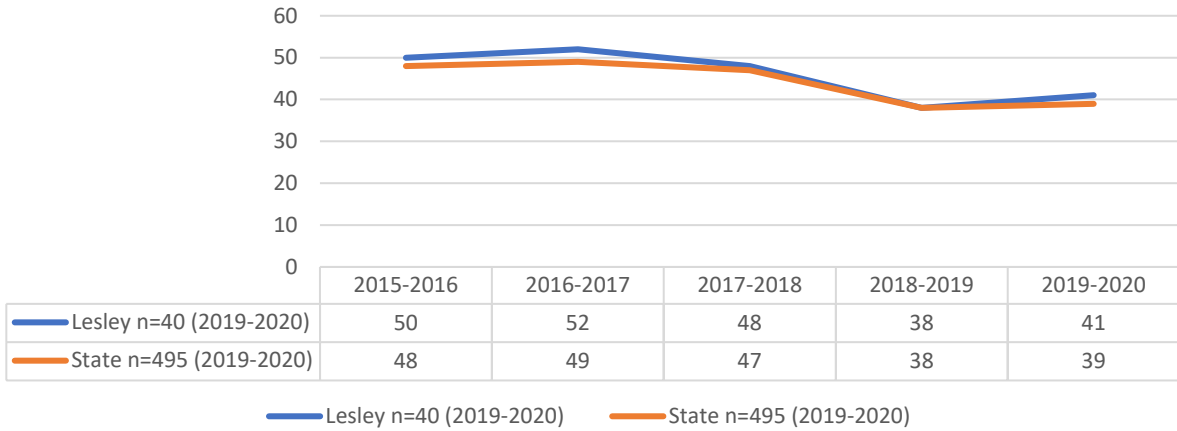
The Massachusetts growth model uses students' historical MCAS results to calculate growth percentiles. As such, no results will be available for grade 3 (the first grade of MCAS testing) or for science (because science is tested only in grades 5, 8, and high school).

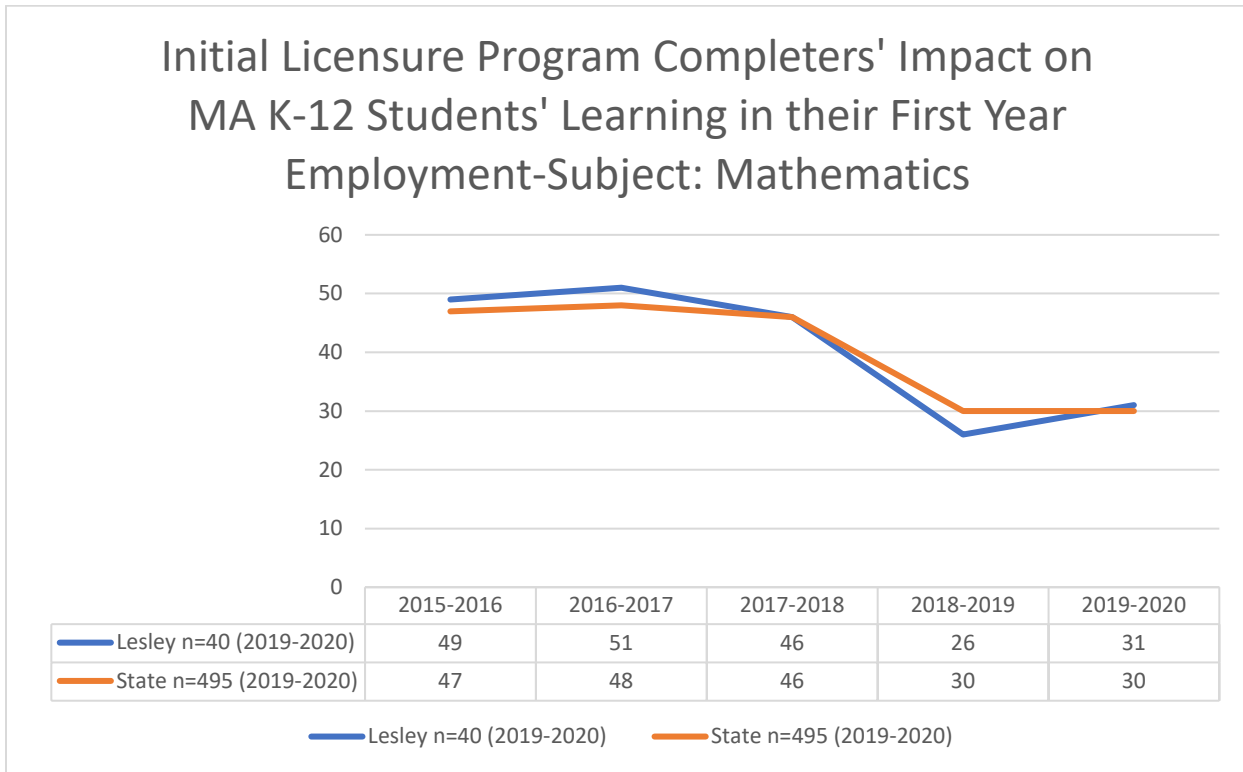
To determine whether value-added levels for Lesley graduates differed significantly from graduates of other institutions, a benchmarking analysis was conducted using five years of available data from Massachusetts Educator Preparation Program Reports. For a more accurate comparison and assessment of Lesley's graduates' contribution, we focus on early career teachers' data. Massachusetts Department of Education report student impact data based on the state's standardized test results. Data shown below does not reflect the performance results of program completers graduated in program year 2020-2021 due to reporting lag from the state.

The SGP represents the percentage of completers who have a median student SGP within the defined ranges – Low Growth Designation: between 1 and 39.9, Moderate Growth Designation: between 40 and 60.9, and High Growth Designation: between 61 and 99.

SGP is only reported for completers who have at least 20 students at the end of the selected MA public employment year with an SGP.

Initial Licensure Program Completers' Impact on MA K-12 Students' Learning in their First Year Employment-Subject: English Language Arts



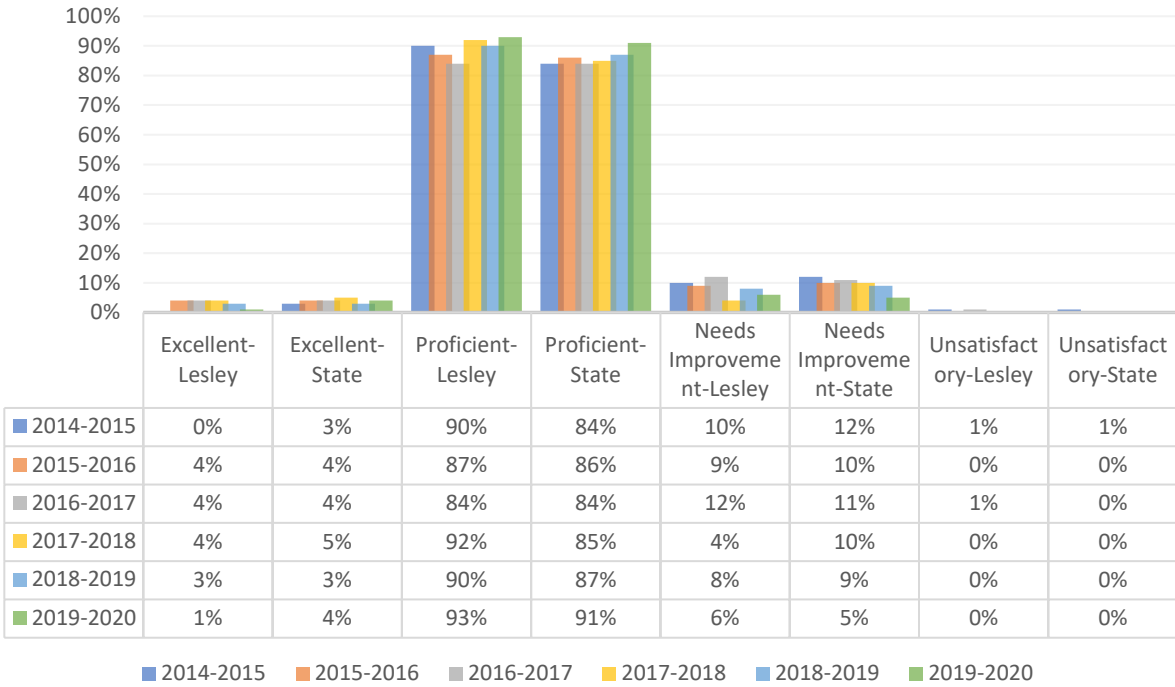


Measure 1 (Initial): Completer effectiveness

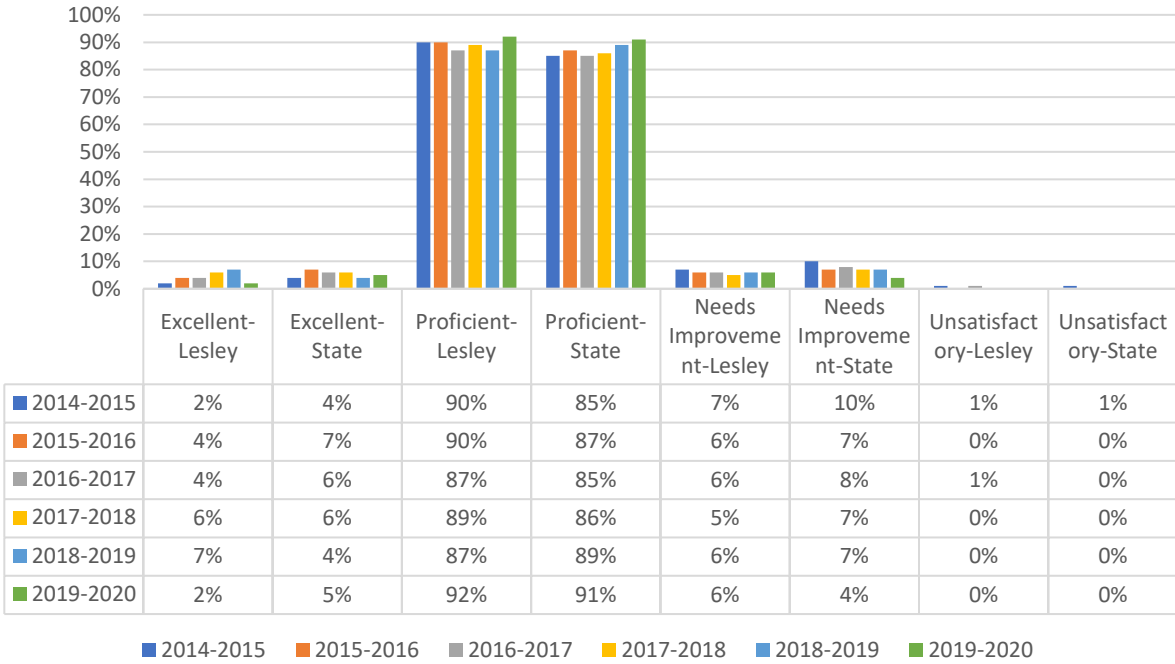
(b) completer effectiveness in applying professional knowledge, skills, and dispositions.

Lesley uses educator evaluation ratings published by Massachusetts Department of Elementary and Secondary Education to monitor graduates' teaching effectiveness. Educators and evaluators use an educator evaluation rubric aligned to four standards and indicators of effective practice. The four standards are: Standard I: Curriculum, Planning and Assessment, Standard II: Teaching All Students, Standard III: Family and Community Engagement, Standard IV: Professional Culture. In this report, overall state principal ratings are presented followed by Standard I and II ratings. This data collection occurred in April 2022.

Initial Licensure Program Completers' First-Year Job Performance in MA K-12 Public Schools Educator Evaluation Ratings Overall Category



Initial Licensure Program Completers' First-Year Job Performance in MA K-12 Public Schools Educator Evaluation Ratings in Standard I



Initial Licensure Program Completers' First-Year Job Performance in MA K-12 Public Schools Educator Evaluation Ratings in Standard II

